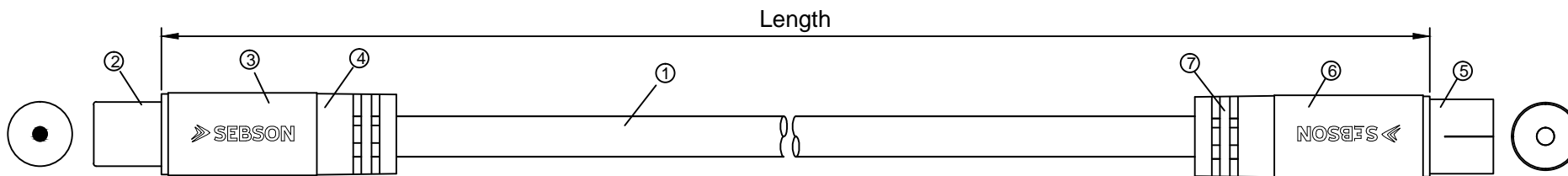




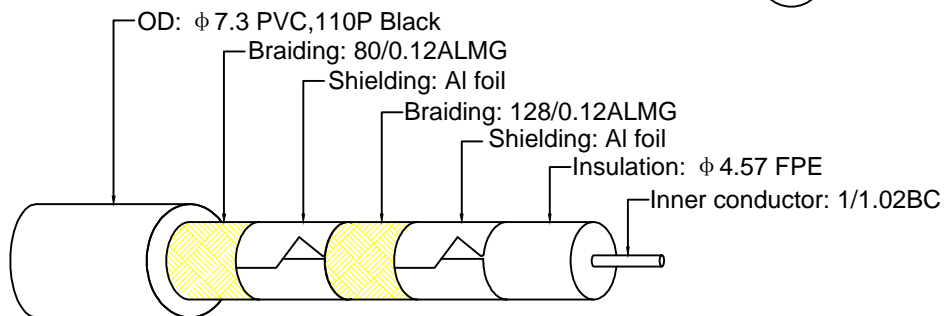

THESE DRAWINGS AND SPECIFICATIONS ARE THE PROPERTY OF SEBSON AND SHALL NOT BE REPRODUCED COPIED OR USED IN ANY MANNER WITHOUT THE PRIOR WRITTEN CONSENT OF SEBSON

RoHS CompliantU

REV.	REVISED DESCRIPTION	DATE	CHECKED
A0	FIRST RELEASE	2019/08/16	



Connection



HQ RG6 Coaxial cable

Technical requirements:

- Characteristic impedance: 75±3 Ohm(@200MHz)
- Reflect:

1006-2400MHz	≥18dB
--------------	-------

Item NO.	Length(m)
ANT_1M1F_2M_A	2.0m
ANT_1M1F_5M_A	5.0m
ANT_1M1F_10M_A	10.0m

⑦	External Mold	IEC Female External Mould	1PC	
⑥	Shell	IEC Female Metal shell, Al Shell, Gun Black	1PC	
⑤	Connector	IEC Female, Gold plated	1PC	
④	External Mold	IEC Male External Mould	1PC	
③	Shell	IEC Male Metal shell, Al Shell, Gun Black	1PC	
②	Connector	IEC Male, Gold plated	1PC	
①	Cable	HQ RG6 Quad shielding 105dB Cable 1.02BC+4.57FPE+AL+128/0.12ALMY+AL +80/0.12ALMG+OD:7.3mm Black,110P		
ITEM	DESCRIPTIONS & SPECIFICATIONS		QTY	REMARK

TOLERANCES UNLESS OTHERWISE STATED	
X.	= ± 1
.X	= ± 0.2
.XX	= ± 0.1

		SEBSON address: Gernotstrasse 17 44319 Dortmund Germany	
ERP NO.:		SAMPLE DWG NO.:	
DOC No.:		REVISION	A0
CUSTOMER:		UNIT	mm
CUSTOMER P/N:		SCALE	NO
DESCRIPTION	IEC Male to IEC Female Antenna cable Gold plated	PAGE NO	1/1
		DATE	2019/08/16
APPROVAL		CHECKED	
		DRAWN	