



Manual
Qi Powerbank Notebook



Image is an example only
Product number: **AK69218**

PACKAGE CONTENTS

Before attempting to use the device, read the instructions carefully and make sure that the following items are included in the packaging:

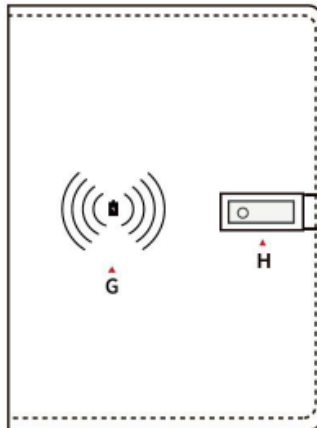
Number of Pieces	Name	Note
1	Qi Powerbank Notebook	-
1	16GB USB disk	-
1	user's manual	-

TECHNICAL DETAILS

Dimension	172*240*23mm
Input/Output	5V/2A
Battery capacity	8000mAh
Wireless charging output	5 W
Charging cable	1xUSB,1xMicro,1xType-c,1xLightning
Paper Spec.	A5 (internal page 78)
Frequenzband	LW
Max. transmission	5 W
Net weight	722g

FEATURES

Wireless charging



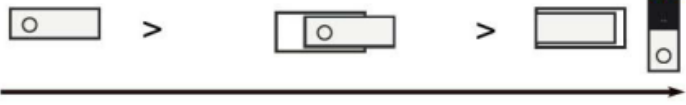
Front Cover

G:Wireless charging Area

Using Tips

H: USB Disk

I: Push out



Please note:

- (1) Do not edit documents directly on the USB disk.
- (2) Do not pull out the USB disk when computer shows it can not be removed safely.

Fig. 1

USAGE

Switching the product on and off :

To switch the product on/off, press the button "F". (see fig2)

Wireless charging:

1. Switch the product on. (see Fig. 2)
2. Place the compatible device to be charged in the center of the wireless charging surface "G" (see Fig. 1). The charging process starts automatically.

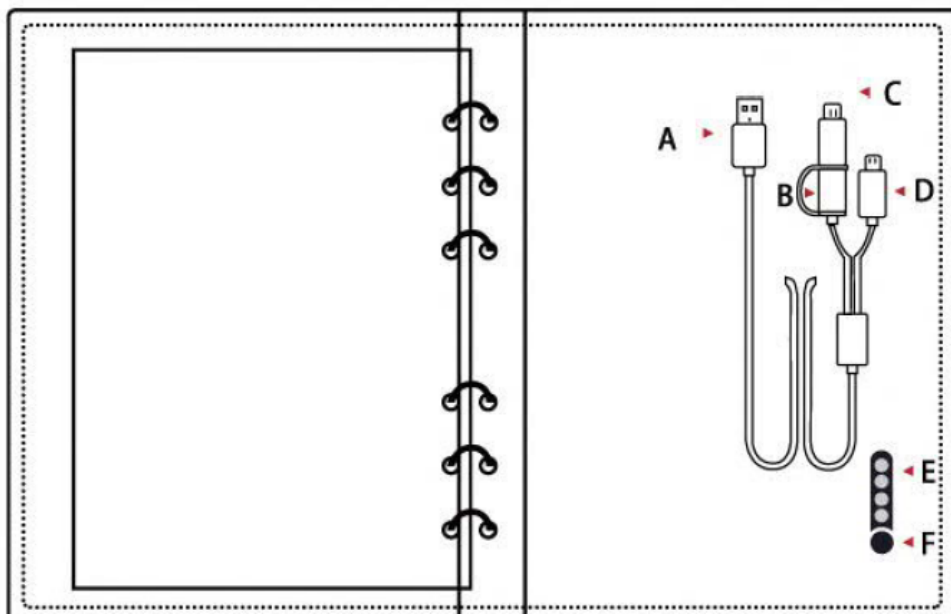


Fig. 2

Wired charging:

Connect the corresponding connector of the USB cable (Micro USB/Type C/Lightning) to your device to be charged.

"A": Charging the Power Bank notebook. Connect the "A" to a power supply. When the battery is fully charged, the 4 green LED lights will light up.

"B": Charging mobile phones with micro-USB connector

"C": Support for IOS mobile phones.

"D": Charging for mobile phones with type C connector.

Battery level indicator light(s)	Battery level
1×	25 %
2×	50 %
3×	75 %
4×	100 %

Checking the battery level :

When the product is switched on, you can check the battery level by referring to the battery level indicator lights 4.

Charging your device :

Do not connect any device to the product for charging while the product itself is being charged.



This User's Manual is included with this PowerBank notebook and contains important information on setup and operation.

Please read the User's Manual carefully before using the product. This especially applies to the safety instructions. Failure to do so may result in personal injury or damage to the product. The user manual is based on the standards and regulations applicable in the European Union. Abroad, you must also observe country-specific guidelines and laws.

SAFETY NOTES

For your own safety and for long enjoyment of our product, please follow the following safety instructions:

- Please use device as described in the manual.

-
- Please keep the device dry and use in dry environment only. Do not touch with wet hands.
 - Keep away from damp, high temperature, dusty, erosive and oxidative environment.
 - Do not open cover and do not touch inner parts.

DISPOSAL

This device contains materials that must not be disposed of as household waste. Please check local laws concerning the applicable disposal regulations. Protect the environment by participating in recycling programs.



DECLARATION OF CONFORMITY

LEICKE GmbH herewith declares that the device AK69218 complies with the RED 2014/53/EU and Rohs 2011/65/EU 2015/863 & 2017/2102 regulations. The declaration of conformity can be found at: <http://www.leicke.eu/de/products/AK69218>



CONTACT

If you have any questions, please feel free to contact us.

PRODUCTION & WHOLESALE

LEICKE GmbH

Dohnanystr. 28

04103 Leipzig

Germany

Web: www.leicke.com

Mail: info@leicke.com

